

O.P. JINDAL UNIVERSITY

BALANCE SHEET AS AT 31ST MARCH 2020

LIABILITIES	As at 31.03.2020	As at 31.03.2019		ASSETS	As at 31.03.2020	As at 31.03.2019
<u>CAPITAL FUND</u>						
Opening Balance	(6,16,93,940)	(2,37,96,959)		Fixed Assets (Annexure 'A')	3,91,92,630	3,14,21,474
Add: Excess of Income Over Expenses transferred from Income & Expenditure A/c.	2,15,23,796	(3,78,96,981)		Current Assets (Annexure 'B')	4,92,06,800	4,15,81,968
	(4,01,70,144)	(6,16,93,940)		Accounting Policies & Notes to the Accounts (Annexure 'D')		
<u>CURRENT LIABILITIES & PROVISIONS</u>						
Current Liabilities & Provisions (Annexure 'C')	12,85,69,574	13,46,97,382				
Total	8,83,99,430	7,30,03,442		Total	8,83,99,430	7,30,03,442

In terms of our annexed report of even date.


For Agrawal Dinesh & Co.
Chartered Accountants


D.K. Agrawal
Partner

Place: Raigarh
Date: 28/11/2020
UDIN: 20076969AAAAJD2199



For O.P Jindal University, Raigarh


Dr. R.D. Patidar
Officiating Vice Chancellor


Anurag Vijaywargiya
Registrar

O.P. JINDAL UNIVERSITY
RAIGARH (C.G.)

INCOME & EXPENDITURE ACCOUNT FOR THE YEAR ENDING ON 31.03.2020

	EXPENDITURE	AMOUNT	AMOUNT		INCOME	AMOUNT	AMOUNT
		2019-20	2018-19			2019-20	2018-19
To	General Running & Maintenance	2,10,75,829	2,29,17,012	By	College Fees	13,79,09,316	12,42,15,393
To	Advertisement & Recruitment Exp.	15,31,247	7,86,676	By	Fine	8,88,567	2,25,491
To	Personnel Expenses	10,40,54,421	9,04,03,896	By	Mess Charges	1,80,70,873	1,69,47,704
To	Professional & Consultancy Fees	4,39,258	93,08,576	By	Bus Charges	58,95,000	42,03,750
To	Retainership Charges	29,39,676	24,27,311	By	Miscellaneous Income	75,45,886	35,28,153
To	Travelling & Conveyance	24,10,952	18,50,474	By	Donations	3,95,21,000	1,00,000
To	Audit Fees	37,760	23,600	By	Excess of Expenditure over Income		3,78,96,981
To	Depreciation	48,58,614	38,99,934		Transferred to Balance Sheet		
To	Scholarships	50,64,000	44,34,000				
To	Fees Concession	38,39,823	23,11,251				
To	Staff Welfare	8,21,370	21,80,357				
To	Mess Expenses	1,55,48,379	1,45,93,737				
To	Hire Charges	29,91,240	28,92,616				
To	Printing & Stationary	9,65,976	9,37,033				
To	Processing Fees	19,35,063	37,75,743				
To	Admission Expenses	56,51,416	55,01,629				
To	Bank Charges	51,513	22,463				
To	Administration Charges on PF	2,05,790	2,57,422				
To	Office Expenses	2,43,776	1,71,672				
To	Miscellaneous Expenses	5,84,616	4,15,901				
To	Training & Placement Expenses	4,02,141	76,665				
To	Telephone Charges	19,83,686	17,32,180				
To	Workshop & Cultural Activities	24,96,446	39,35,446				
To	Insurance Expenses	24,664	8,731				
To	Interest	-	5,05,534				
To	Postage & Courier	16,533	30,204				
To	Lab Consumables	9,85,768	4,97,688				
To	Books & Periodicals	9,54,086	3,18,153				
To	Security Expenses	52,72,538	62,00,191				
To	Power & Electricity	-	37,61,825				
To	Study Material Expenses	91,532					
To	House Rent	8,28,733	9,39,552				
To	Excess of Income over Expenditure	2,15,23,796					
	Total	20,98,30,642	18,71,17,472		Total	20,98,30,642	18,71,17,472

In terms of our annexed report of even date.

For Agrawal Dinesh & Co.
Chartered Accountants

D.K. Agrawal
Partner

Place: Raigarh
Date: 28/11/2020



For O.P Jindal University

Dr. R.D. Patidar
Officiating Vice Chancellor

Anurag Vijaywargiya
Registrar

O.P. JINDAL UNIVERSITY
RUN BY : JINDAL EDUCATION & WELFARE SOCIETY
RAIGARH (C.G.)

Schedule Forming Part of Balance Sheet as on 31st March 2020

Calculation of depreciation as per Income Tax Act for the year 2019-20

		Opening	Additions		Deletions		Depreciation			Closing
Fixed Assets	Rate	WDV as on 01.04.2019	Used for 180 days or more	Used for less than 180 days	Sale/ Transfer/Return made During 2019-20	Total as on 31.03.2020	Used for 180 days or more	Used for less than 180 days	Total Depreciation for Twelve Months	WDV as on 31.03.2020
Building	10%	1,12,80,689.23	94871	30,005	-	1,14,05,565	11,37,556	1,500	11,39,056	1,02,66,509
Capital Work in Progress	0%	-	-	-	-	-	-	-	-	-
Air Conditioner	10%	12,21,192	74,674	19,12,012	-	32,07,878	1,29,587	95,601	2,25,187	29,82,691
Library Books & Periodicals	60%	3,16,709	-	3,80,568	-	6,97,277	1,26,684	76,114	2,02,797	4,94,480
Furniture & Fittings	10%	1,69,76,023	7,95,134	6,92,929	16,100	1,84,47,986	17,75,506	34,646	18,10,152	1,66,37,834
Computers	60%	7,37,447	11,06,605	3,51,050	3,400	21,91,702	7,36,261	70,210	8,06,471	13,85,231
Lab Equipment	15%	-	9,086	58,15,784	-	58,24,870	1,363	4,36,184	4,37,547	53,87,323
Camera	15%	1,21,887	-	13,86,552	-	15,08,439	18,283	1,03,991	1,22,274	13,86,164
Motor Vehicles	15%	6,93,337	-	-	-	6,93,337	1,04,000	-	1,04,001	5,89,336
Biometric Machine	15%	74,191	-	-	-	74,191	11,129	-	11,129	63,062
		3,14,21,474	20,80,370	1,05,68,900	19,500	4,40,51,244	40,40,367	8,16,746	48,58,614	3,91,92,630

Details of Own Assets :

Details of Own Assets		Opening		Additions		Deletions		Depreciation on Assets				Closing
Fixed Assets	Rate	WDV as on 01.04.2020	Used for 180 days or more	Used for less than 180 days	Sale/ Transfer/Return made During 2019-20	Total as on 31.03.2020	Used for 180 days or more	Used for less than 180 days	Total Depreciation for Twelve Months	WDV as on 31.03.2020		
Building		1,12,80,689	94,871	30,005	-	1,14,05,565	11,37,556	1,500		11,39,056	1,02,66,509	
Boys Hostel	10%	76,65,425				76,65,425	7,66,543	-		7,66,543	68,98,883	
Borewel	10%		94,871	30,005		1,24,876		1,500		10,987	1,13,889	
Canteen Building	10%	12,79,339				12,79,339	1,27,934	-		1,27,934	11,51,405	
Elevator	10%	23,35,925				23,35,925	2,33,592	-		2,33,592	21,02,332	
Girls Hostel	10%	-				-	-	-		-	-	
Capital Work in Progress	0%				-	-	-	-		-	-	
Air Conditioner	10%	12,21,192	74,674	19,12,012	-	32,07,878	1,29,587	95,601		2,25,187	29,82,691	
Library Books & Periodicals	40%	3,16,709		3,80,568	-	6,97,277	1,26,684	76,114		2,02,797	4,94,480	
Furniture & Fittings	10%	1,69,76,023	7,95,134	6,92,929	16,100	1,84,47,986	17,75,506	34,646		18,10,152	1,66,37,834	
Furniture	10%	1,26,17,728	1,69,559	2,32,798		1,30,20,085	12,78,729	11,640		12,90,369	1,17,29,717	
Electrical Item & Fittings	10%	32,98,088	5,72,491	4,26,560	-	42,97,139	3,87,058	21,328		4,08,386	38,88,753	
Geyser	10%	29,761	33,984	33,571	-	97,316	6,375	1,679		8,053	89,263	
Grinding Machine	10%	17,717			-	17,717	1,772	-		1,772	15,945	
Induction Heater	10%	3,871			-	3,871	387	-		387	3,484	
Kitchen Utensils	10%	2,87,022	19,100		16,100	2,90,022	29,002	-		29,002	2,61,020	
LCD TV	10%	82,570			-	82,570	8,257	-		8,257	74,313	
Microwave	10%	25,549			-	25,549	2,555	-		2,555	22,994	
Projector	10%	3,43,683			-	3,43,683	34,368	-		34,368	3,09,315	
Refrigerator	10%	57,971			-	57,971	5,797	-		5,797	52,174	
Submersible Pump	10%	20,571			-	20,571	2,057	-		2,057	18,514	
Videocon Set Top Box	10%	8,990			-	8,990	899	-		899	8,091	
Washing Machine	10%	20,913			-	20,913	2,091	-		2,091	18,822	
Water Filter & Cooler	10%	1,61,589			-	1,61,589	16,159	-		16,159	1,45,430	
Computers	40%	7,37,447	11,06,605	3,51,050	3,400	21,91,702	7,36,261	70,210		8,06,471	13,85,231	
Computers	40%	4,46,699	44,605	2,09,450	3,400	6,97,354	1,95,162	41,890		2,37,052	4,60,302	
Computer Software	40%	2,90,747	10,62,000	1,41,600		14,94,347	5,41,099	28,320		5,69,419	9,24,928	
Camera	15%	1,21,887		13,86,552		15,08,439	18,283	1,03,991		1,22,274	13,86,164	
Lab Equipment	15%		9,086	58,15,784		58,24,870	1,363	4,36,184		4,37,547	53,87,323	
Motor Vehicles	15%	6,93,337			-	6,93,337	1,04,000	-		1,04,001	5,89,336	
Cycle	15%	3,929			-	3,929	589	-		590	3,339	
Scorpio	15%	6,89,407			-	6,89,407	1,03,411	-		1,03,411	5,85,996	
Biometric Machine	15%	74,191			-	74,191	11,129	-		11,129	63,062	
		3,14,21,474	20,80,370	1,05,68,900	19,500	4,40,51,244	40,40,367	8,18,246		48,58,614	3,91,92,630	

For Agrawal Dinesh & Co.
Chartered Accountants

D.K. Agrawal
Partner

For O.P Jindal University

Dr. R.D. Patidar
Officiating Vice Chancellor

Anurag Vijaywargiya
Registrar

Place: Raigarh
Date: 28/11/2020




O.P JINDAL UNIVERSITY
RAIGARH (C.G.)

ANNEXURE - B:
Current Assets

PARTICULARS	2019-20	2018-19
(A) Loan & Advances		
Security Deposit (AICTE)	8,00,000	-
Security Deposit (Coffee Day)	-	25,000
Security Deposits (Telephone)	4,000	4,000
Loans & Advances	2,21,973	53,435
Accrued Interest on SBI	1,47,255	-
Others		
Prepaid Expenses	11,60,071	16,73,430
TDS Receivable	7,20,740	6,64,717
Advance to Creditors	6,54,096	1,67,078
O P Jindal Institute of Technology	1,28,50,896	1,19,16,496
(B) Sundry Receivables		
Fees Receivable	1,05,74,688	40,24,904
Other Receivable	31,089	85,337
Sundry Debtor	46,58,780	51,60,100
(D) Cash & Bank Balance		
Cash in Hand	13,088	20,964
Balance With Banks		
Central Bank Of India	-	-
ICICI Bank, Gharghoda	11,020	16,259
Punjab National Bank	32,00,094	29,45,874
SBI, Gerwani	1,41,59,010	1,48,24,374
TOTAL	4,92,06,800	4,15,81,968

For Agrawal Dinesh & Co.
Chartered Accountants




D.K. Agrawal
Partner

For O.P.Jindal University



Dr. R.D. Patidar
Officiating Vice Chancellor



Anurag Vijaywargiya
Registrar

Place: Raigarh
Date: 28/11/2020



O.P JINDAL UNIVERSITY
RAIGARH (C.G.)

ANNEXURE - C:

Current Liabilities & Provision

PARTICULARS	2019-20	2018-19
Admn. Charges on P.F payable	18,726	15,770
Advance Fees Received	3,95,44,081	3,84,25,494
Caution Fee	53,07,832	56,92,182
Hostel Caution Fee	41,44,500	43,22,375
Excess Fee Refundable	26,91,687	20,49,702
Expenses Payable	5,01,251	10,05,529
Blazer Fee Payable	1,61,643	32,550
Mediclaime Payable	-	30,711
National Service Scheme	15,000	15,000
Jindal Steel & Power Ltd	4,14,78,357	6,51,39,222
Gratuity Payable	78,20,117	-
O P Jindal Institute of Technology	-	-
P.F. Employer Share	3,54,261	3,42,798
Membership Fees (ASM)	-	27,600
P.F. Staff Share	3,54,261	3,42,798
ESIC Employer Share	12,421	18,992
ESIC Staff Share	2,879	7,008
TDS Payable	7,72,119	8,29,738
GST Payable	31,495	17,938
M Tech Internship	2,45,000	2,45,000
Salary Payable	56,20,112	58,52,726
Welfare Scheme (HRD)	29,08,845	23,59,902
Enterprenership Club	5,000	-
Photography Club	2,000	-
Social Empowerment Club	3,000	-
State Planning Commision	-	-
	11,19,94,588	12,67,73,035
Sundry Creditors	1,65,74,986	79,24,347
TOTAL	12,85,69,574	13,46,97,382

For Agrawal Dinesh & Co.
Chartered Accountants




D.K. Agrawal
Partner

For O.P Jindal University



Dr. R.D. Patidar
Officiating Vice Chancellor



Anurag Vijaywargiya
Registrar

Place: Raigarh
Date: 28/11/2020



ANNEXURE D

ACCOUNTING POLICIES AND NOTES TO THE ACCOUNTS

- 1.Accounts of the institute has been prepared under the historical cost and convention basis.
Accrual system of accounting has been followed by the Institute during the year.
 - 2.Fixed assets have been valued at historical cost basis.
 - 3.Depreciation for the year has been calculated on the WDV at the rates prescribed
by the Income Tax Act. 1961.
 - 4.Sundry creditors, loan & advances are subject to the confirmation from parties.
 - 5.Cash balance has been taken as certified and verified by the Management Committee.
 - 6.Previous year figures have been regrouped and rearranged wherever considered necessary.
- In terms of our annexed reoport of even date.

Place: Raigarh
Date: 28/11/2020

For Agrawal Dinesh & Co.
Chartered Accountants

D.K. Agrawal
Partner

